


FMOC5S SERIES

5.0 Vdc Clock Oscillators

CERAMIC SMD 5x7



- Miniature, Low Profile
- 5.0 Vdc Supply Voltage
- HCMOS/TTL Compatible
- Tape and Reel Available

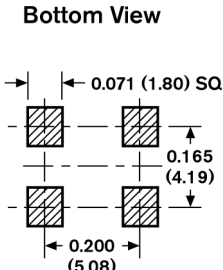
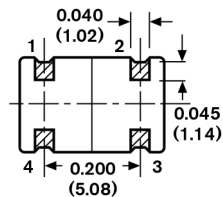
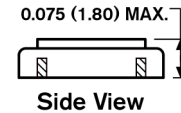
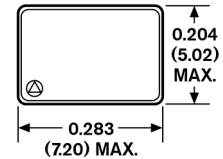
SPECIFICATIONS

09 - Issue 3 - 111609




Parameter	Specification
Frequency Range	1 - 125.000 MHz
Overall Frequency Tolerance	±25 ppm to ±100 ppm (Inclusive of Operating Temp., Supply Voltage, & Load)
Operating Temperature Range	0 to +70°C Std., -40 to +85°C Avail. (See Spec. Option E)
Storage Temperature	-55 to +125°C
Supply Voltage (Vdd)	+5.0 Vdc (±0.5 Vdc)
Supply Current (Icc)	20 mA max. @ 1 to 23.9 MHz 40 mA max. @ 24.0 to 49.9 MHz 50 mA max. @ 50.0 to 70.0 MHz 70 mA max. @ 71.0 to 125.0 MHz
Symmetry (Duty Cycle)	40/60% Std., 45/55% Avail. (See Spec. Option S)
Output "0" Level (VOL)	0.4 Vdc max. (TTL) 0.5 Vdc max. (HCMOS)
Output "1" Level (VOH)	2.4 Vdc min. (TTL) 4.5 Vdc min. (HCMOS)
Rise and Fall Time	3 ns max. < 5 ns typical
Jitter	Absolute: ±100 pSec Max One Sigma: ±25 pSec Max
Start Time	10 ms max. < 5 ms typical
Output Load	10 TTL / 15 pF HCMOS
Pin 1 Options (See Spec. Option T below)	No Connect (Std.) Tri-State (option T) VIH: 2.2 V or Open Enables Output VIL: 0.8 V Disables Output Output Disable/Enable Time: 100 nS max.
Aging @ 25°C	±5ppm max first year

CERAMIC SMD



All specifications subject to change without notice.

STANDARD MARKING



XXX.XXXM FREQUENCY in MHz
XXXXXXX Part Number
Pin 1 Symbol, FMI, Date Code

PIN FUNCTION TABLE

Pin	Function
1	NC or Tri-State
2	Case Ground
3	Output
4	Supply Voltage (Vdd)

Standard Specifications for product indicated in color

Dimensions: $\frac{\text{Inches}}{\text{(mm)}}$

PART DESCRIPTION SYSTEM

