


FMXMB SERIES

Thru-hole Crystals

HC-49/US



- Low Profile
- Thru-Hole Package
- Multiple Package Heights
- Low Cost



SPECIFICATIONS

08 - Issue 5 - 071508

Parameter	Specification
Frequency Range	3.2 - 90 MHz
Operation Mode	See Operation Mode and ESR Table
Load Capacitance (CL)	18 pF Std., 8 - 60 pF and Series available
Frequency Tolerance	±30 ppm @ 25°C Std. (See Cal. Tol. for Options)
Temperature Tolerance	±50 ppm Std. (See Temp. Tol. for Options)
Operating Temperature	0 to +70°C Std. (See Temp. Range for Options)
Storage Temperature	-55 to +125°C
Equivalent Series Resistance (ESR)	See Operation Mode and ESR Table
Shunt Capacitance (C0)	7 pF max.
Drive Level	50 uW typical, 1 mW max.
Aging @ 25°C	±5 ppm per year max.

All specifications subject to change without notice.

OPERATION MODE AND ESR TABLE

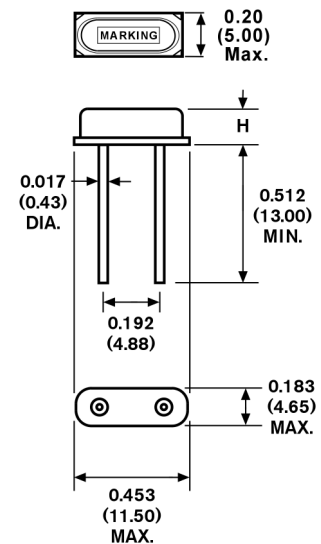
Frequency (MHz)	MODE	MAX ESR (Ohms)
3.200 - 5.999	Fundamental	180
6.000 - 7.999	Fundamental	100
8.000 - 9.999	Fundamental	70
10.00 - 14.99	Fundamental	60
15.000 - 40.000	Fundamental	40
27.000 - 70.000	3 rd Overtone	120

STANDARD MARKING

FMI XX.XXX

XX.XXX FREQUENCY in MHz

HC-49/US



DIMENSION "H" TABLE

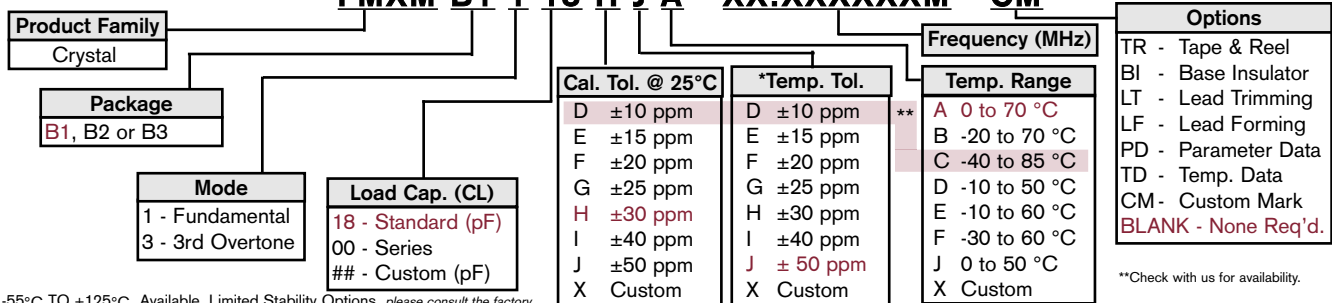
Package	Max. Height
B1	0.161" (4.1mm)
B2	0.126" (3.2mm)
B3	0.118" (3.0mm)

NOTE: Standard Specifications for product indicated in color

Dimensions: $\frac{\text{Inches}}{\text{(mm)}}$

PART DESCRIPTION SYSTEM

FMXM B1 1 18 H J A - XX.XXXXXXM - CM



-55°C TO +125°C Available, Limited Stability Options, please consult the factory.

**Check with us for availability.