


EXTREME ENVIRONMENT

SMD HIGH-TEMPERATURE PACKAGED QUARTZ CRYSTALS

FMXTHC5S^{SERIES}

Extreme Temperature
Packaged Crystals

CERAMIC SMD 5x7



- 8 MHz to 125 MHz
- 0°C to +200°C Standard
- High-Shock & Vibration
- Stability from ±70ppm
- -150°C to +240°C Available

SPECIFICATIONS



Issue 2 | 09012011

Parameter	Specification
Frequency Range* (see note below)	8.00 MHz to 125.000 MHz
Operation Mode	See Operation Mode and ESR Table
Load Capacitance (CL)	18pF Std, 8 - 60pF and Series available
Frequency Tolerance	±50ppm @ 25°C, Custom Options available
Temperature Tolerance	±250ppm Std, ±70ppm to ±300ppm available
Operating Temperature	0 to 200°C Std, Custom Options available
Storage Temperature	-55°C to +240°C
Equivalent Series Resistance (ESR)	See Operation Mode and ESR Table
Shunt Capacitance (CO)	7pF max
Drive Level	50µW typical, 1mW max
Aging @ 25°C	±5ppm per year
Screening / Testing Available	per MIL-3098
Package Options	2 Pad Package

All specifications subject to change without notice.

*Note: Custom designs for frequencies less than 10 MHz available. Call the factory.
See also **FMXTHC7S Data Sheet**.

Operation Mode and ESR Table

Freq (MHz)	Mode	MAX ESR
8.0 - 9.9	Fundamental	100
10.0 - 11.9	Fundamental	60
12.0 - 16.9	Fundamental	50
17.0 - 30.9	Fundamental	30
31.0 - 50.0	Fundamental	40
30.0 - 59.9	3rd Overtone	40
60.0 - 81.9	3rd Overtone	50
82.0 - 104.9	3rd Overtone	60
105.0 - 125.0	3rd Overtone	70

PACKAGE OPTIONS

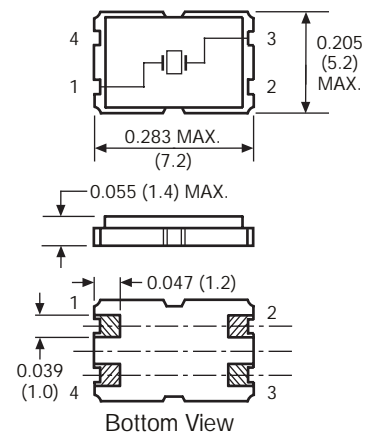
- 4 Pad (standard)
- 2 Pad (optional)

FMI continuously performs life test on high temperature products. Inquire about the life test relevant to your specific application.

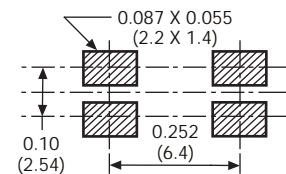
Pad Configuration

Pad	Function
1	Connect
2	No-Connect
3	Connect
4	No-Connect

CERAMIC SMD



Recommended Land Pattern



Dimensions: $\frac{\text{Inches}}{\text{(mm)}}$

PLEASE CONTACT US FOR PART NUMBERS, HOW TO ORDER,
ADDITIONAL PRODUCT SPECIFICATIONS & OR WITH YOUR CUSTOM REQUIREMENTS