


FMVTLS SERIES

5.0 Vdc VCTCXO

LEAD FRAME SMD



- 5.0 Vdc Supply Voltage
- HCMOS/TTL Compatible
- Clipped Sinewave
- Tight Stability Over Temp.

SPECIFICATIONS

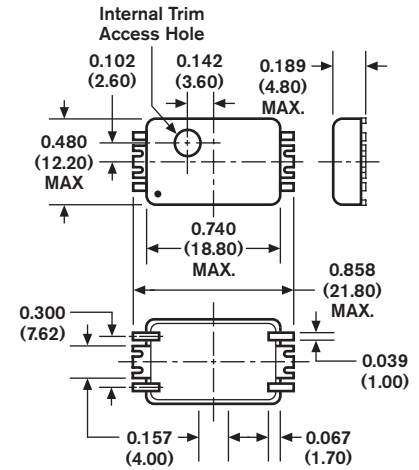


09 - Issue 2 - 020309

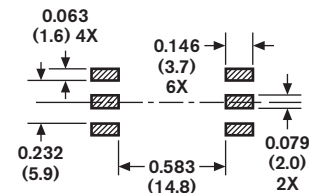
Parameter	HCMOS/TTL Spec.	Clipped Sinewave Spec.
Frequency Range	1.8432 - 48 MHz	10 - 48 MHz
Frequency Adjustment Range	±3 ppm min.	±3 ppm min.
Frequency Stability vs. Temp	See Table	See Table
Frequency Stability vs. Input V.	±0.5 ppm max.	±0.5 ppm max.
Frequency Stability vs. Load	±0.3 ppm max.	±0.3 ppm max.
Frequency Stability vs. Aging	±1 ppm per year max.	±1 ppm per year max.
Storage Temperature	-40 to +85°C	-40 to +85°C
Supply Voltage (Vdd)	+5.0 Vdc (±0.25 Vdc)	+5.0 Vdc (±0.25 Vdc)
Supply Current (Icc)	20 mA max.	3 mA max.
Symmetry (Duty Cycle)	40/60% Std.	40/60% Std.
Output "0" Level (VoL)	0.4 Vdc max. (TTL) 0.5 Vdc max. (HCMOS)	1.0 Vp-p min.
Output "1" Level (VoH)	2.4 Vdc min. (TTL) 4.5 Vdc min. (HCMOS)	1.0 Vp-p min.
Rise and Fall Time	10 ns max.	10 ns max.
Output Load	10 TTL / 15 pF HCMOS	20 k ohms // 5 pF
Control Voltage (Vc)	2.5 Vdc ±2.0 Vdc Pos. Transfer	2.5 Vdc ±2.0 Vdc Pos.Trns.
Jitter (typical)	< 10 pico seconds, one sigma	
Phase Noise (typical)	10 Hz	-75dBc/Hz
	100 Hz	-110dBc/Hz
	1kHz	-125dBc/Hz
	10kHz	-130dBc/Hz
	100kHz	-140dBc/Hz
Aging @ 25°C	±1 ppm max first year	

All specifications subject to change without notice.

LEAD FRAME SMD



Recommended Land Pattern



FREQUENCY STABILITY vs. TEMPERATURE AVAILABILITY TABLE

Temp. Range	FM Code	Frequency Stability (±ppm)									
		1.5	2.0	2.5	3.0	3.5	4.0	4.5	5.0	10.0	15.0
0 to 50°C	J	*	*	*	*	*	*	*	*	*	*
-10 to 60°C	E	*	*	*	*	*	*	*	*	*	*
0 to 70°C	A		*	*	*	*	*	*	*	*	*
-20 to 70°C	B			*	*	*	*	*	*	*	*
-30 to 60°C	F			*	*	*	*	*	*	*	*
-40 to 85°C	C				*	*	*	*	*	*	*

* Denotes Availability

STANDARD MARKING

XXX.XXXM
XXXXXX
• FMI YYWW

XXX.XXXM FREQUENCY in MHz
XXXXXX Part Number
Pin 1 Symbol, FMI, Date Code

PIN FUNCTION TABLE

Pin	Function
1	Control Voltage (Vc)
7	Case Ground
8	Output
14	Supply Voltage (Vdd)

Standard Specifications for product indicated in color

Dimensions: $\frac{\text{Inches}}{\text{(mm)}}$

PART DESCRIPTION SYSTEM

